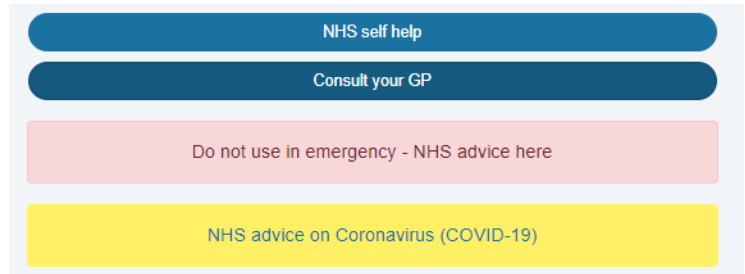


Creating an account as a Proxy/Carer

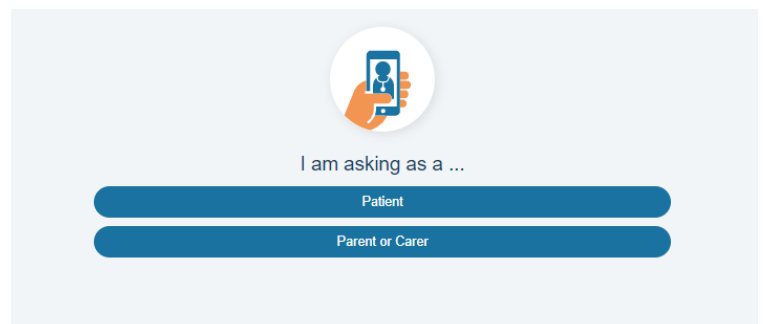
PLEASE NOTE: Whilst the practice does not routinely include personal health information within the messages it sends via ASKmyGP, please be aware that if you are a proxy/carers for someone, they must be made aware that you may receive information about their medical history.

To become a proxy/carers for another person go to the AskmyGp webpage <https://my.askmygp.uk/?c=W91013> and log into your account.

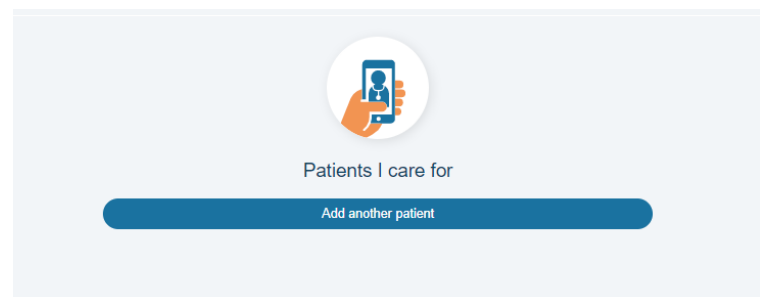
1. On the first screen, select Consult your GP



2. On the second screen, select parent or Carer



3. On the next screen, select Add another patient



4. You can then add the details of the patient.

5. Then click register

The screenshot shows the 'Patient Details' form with the following fields: 'Relationship *' (dropdown menu), 'First Name(s) *' and 'Surname *' (text boxes), 'DOB *' (Day, Month, Year) (text boxes), and 'Gender' (radio buttons for Male, Female, Unspecified). A blue 'Register' button is at the bottom.

6. The person you have created will now appear in your list. In future whenever you want to raise a request on behalf or that person you will be able to choose from your list after selecting I am asking as a Parent or Carer on the second screen.

